

2005-06 GOLDEN BEAR FACTS/ROSTER

BEAR FACTS

Location: Berkeley, CA 94720
Founded: 1868
Enrollment: 33,000
Colors: Blue (282) & Gold (116)
Nickname: Golden Bears
Chancellor: Dr. Robert Birgeneau
Athletic Director: Sandy Barbour
Arena: Walter A. Haas Jr. Pavilion (11,877)
Conference: Pacific-10
NCAA Tournament Appearances: 14
 1946, '57, '58, '59, '60, '90, '93, '94, '96, '97, 2001, '02, '03, '06
NCAA Final Four Appearances: 3
 1946 (4th), 1959 (1st), 1960 (2nd)
2005-06 Record: 20-10
2005-06 Pac-10 Record/Finish: 12-6/3rd
2006 Pac-10 Tournament Finish: 2-1 (runner-up)

Assistant AD/Media Relations (BB Contact): Herb Benenson
Office Phone: (510) 642-0515
Cell Phone: (510) 334-0791
E-mail: benenson@berkeley.edu
Associate AD/Communications: Kevin Klintworth
Office Phone: (510) 643-9036
Cell Phone: (510) 334-6409
E-mail: klintworth@berkeley.edu

TABLE OF CONTENTS

A Look at the Golden Bears	2-3
Scouting Report	4
Golden Bear Notes	5-8
2006 NCAA Tournament Bracket	9
Cal vs. NCAA Tournament Field	10
Cal in Postseason Play	11-13
NCAA Tournament Records	14-15
Head Coach Ben Braun	16-17
Assistant Coaches	18
2005-06 Player Profiles	19-32
Pacific-10 Standings & Honors	33
2005-06 Cumulative Stats	34
2005-06 Results	35
Miscellaneous Statistics	36-38
The Last Time	39
2005-06 Box Scores	40-47
Media Clippings	48-68

PHOTO CREDITS

Cover and inside photos provided by Michael Pimentel and John Todd of GoldenBearSports.com, Ray Barbour and Russ Wright, among others.

2005-06 GOLDEN BEAR ROSTER

No.	Name	Pos.	Ht.	Wt.	Yr.	Exp.	Hometown/Previous School
0	Rod Benson	F/C	6-10	220	Sr	3V	San Diego, CA/Torrey Pines HS
1	Ayinde Ubaka	G	6-4	200	Jr	2V	Oakland, CA/Oakland HS
2	Omar Wilkes ^	G	6-4	185	So	RS	Los Angeles, CA/Univ. of Kansas/Loyola HS
12	Steve Panawek *	G	6-6	205	Jr	2V	Moraga, CA/Miramonte HS
13	Nikola Knezevic	G	6-2	190	Fr	HS	Belgrade, Serbia & Montenegro/Fifth Economy School
14	Eric Vierneisel	F	6-7	205	So	1V	Algonquin, IL/Jacobs HS
15	Richard Midgley	G	6-3	195	Sr	3V	Burgess Hill, England/Modesto Christian HS (CA)
20	Martin Smith	G	6-0	175	Sr	3V	Escondido, CA/The Bishop's School
24	Theo Robertson	F	6-5	240	Fr	HS	Pittsburg, CA/De La Salle HS
31	Alex Pribble	G	6-4	215	Jr	2V	Fairfax, CA/Drake HS
32	Ivan Kovacevic *	G	6-6	210	Fr	HS	Laguna Beach, CA/Laguna Beach HS
33	Jordan Wilkes	C	6-11	225	Fr	HS	Los Angeles, CA/Loyola HS
35	DeVon Hardin	F	6-11	235	So	1V	Fremont, CA/Newark Memorial HS
44	Leon Powe ^	F	6-8	240	So	1V	Oakland, CA/Oakland Tech HS

*denotes walk-on

^denotes player has used redshirt season

Head Coach: Ben Braun (Wisconsin '75)
Record at Cal: 186-120 (10th year)
Career Record: 519-365 (29th year)
Associate Head Coach: Louis Reynaud (San Francisco State '82), 9th year
Assistant Coaches: Dennis Gates (California '01), 1st year;
 Joe Pasternack (Indiana '99), 5th year
Athletic Trainer: Barry Parsons
Director of Basketball Operations: Pat Cesnik
Asst. Director of Basketball Operations: Laurie Lee
Video Coordinator: Justin Tanisawa
Equipment Manager: Eric Howitt

PRONUNCIATION GUIDE

DeVon Hardin	deh-VON
Nikola Knezevic	NEE-koh-lah k-NEH-zhuh-vich
Ivan Kovacevic	ee-VON koh-VAH-seh-vich
Richard Midgley	MIDGE-lee
Steve Panawek	PAN-ah-wek
Leon Powe	POE
Ayinde Ubaka	ah-YIN-day oo-BOCK-ah
Eric Vierneisel	VER-nuh-sul
Louis Reynaud	RAY-no



A LOOK AT THE GOLDEN BEARS

CALIFORNIA TO MEET NORTH CAROLINA STATE IN NCAA FIRST ROUND

NO. 7 SEED GOLDEN BEARS (20-10, 12-6 PAC-10) EARN TRIP TO DALLAS FOR
MATCH-UP WITH 10TH-SEEDED WOLFPACK (21-9, 10-6 ACC)

6:20 p.m. CT/4:20 p.m. PT, Friday, March 17
America Airlines Arena (20,107), Dallas, TX
Radio: KYCY (1550 AM)
TV: CBS

California earned its 14th bid to the NCAA Tournament this March and will face North Carolina State in a first-round game Friday in Dallas. The Golden Bears are seeded seventh in the Atlanta Regional, while the Wolfpack is the 10th seed.

The winner of Friday's contest will play the winner of the game between No. 2 seed Texas (27-6) and No. 15 seed and Ivy League champion Pennsylvania (20-8). The regional semifinals and final will be held at the Georgia Dome in Atlanta March 23 & 25, with the Final Four at the RCA Dome in Indianapolis April 1 & 3.

The Cal-NC State game represents a rematch from the Bears' last appearance in the NCAA Tournament. At Oklahoma City's Ford Center

in 2003, Cal, as the No. 8 seed, upended the ninth-seeded Wolfpack, 76-74, in overtime on then-freshman Richard Midgley's three-pointer from the top of the key with 3.9 seconds left in the extra period. The Bears later lost to top-seed Oklahoma in the second round, 74-65. Midgley, now a senior, is the only player on the Bears' roster who saw action in the tournament three seasons ago.

This year's Cal squad finished the regular season with a 20-10 overall record and a 12-6 mark in the Pac-10, good for third place. Last week, the Bears defeated USC, 82-67, and Oregon, 91-87, in double overtime

to reach the final of the Pac-10 Tournament for the first time. But playing less than 16 hours after its marathon with the Ducks ended, Cal fell to UCLA, 71-52, in the championship game on Saturday.

The 2005-06 Bears are built around All-America forward Leon Powe, Cal's 6-8, 240-pound sophomore who enters the postseason atop the Pac-10 in both scoring (20.7 ppg) and rebounding (10.0 rpg). If he maintains his lead, he will become just the sixth player ever to pace the conference in both categories, joining Ike Diogu (Arizona State, 2005), A.C. Green (Oregon State, 1985), Mark McNamara (Cal, 1982), Bill Walton (UCLA, 1972) and Lew Alcindor (UCLA, 1967-69).

Despite Cal's runner-up finish, Powe was named MVP of the Pac-10 Tournament after a record-setting performance that saw him set a tournament rebounding mark in a 22-point, 20-board effort against USC and a tournament scoring record when he poured in 41 points vs. Oregon.

A two-time All-Pac-10 selection, Powe has been named to several All-America squads this year, including ESPN.com (second team) and the USBWA (second team).

The Bears boast a second All-Pac-10 performer in junior guard Ayinde Ubaka, who averages 14.8 ppg and 3.8 apg. Like Powe, he was also voted to the all-tournament squad at the conference tourney.

Ubaka has drained 61 three-pointers this year – tying for No. 3 on Cal's season list – while shooting a career-high 37.9 percent from behind the arc. He scored a personal-best 29 points at home against Oregon in January and has reached double figures 27 times in 30 games.

Midgley joins Ubaka in the backcourt, and the four-year starter should gain his 100th career start against NC State Friday. Midgley, who averages 8.8 ppg, ranks 20th on the Bears' career scoring list with 1,173 points, and he is second all-time in three-pointers made with 182. This season, Midgley has drained 48 three-pointers. If he hits two more, he and Ubaka will be the first Cal teammates to sink 50 apiece in the same year.

Sophomore Omar Wilkes rounds out the Bears' starting trio at guard. A transfer from Kansas who was a reserve on the Jayhawks' Elite Eight

2005-06 CAL RESULTS

11-18	at Eastern Michigan	L	65-67
11-21	Long Beach State	W	88-69
11-25	Northern Colorado^	W	83-59
11-26	Northeastern^	W	83-76
11-30	San Jose State	W	70-52
12-3	Akron	W	89-75
12-6	San Diego State	W	82-64
12-10	vs. Kansas%	L	56-69
12-21	vs. DePaul*	L	65-68
12-29	at USC	W	62-58
12-31	at #11 UCLA	W	68-61
1-5	Oregon	W	77-66
1-7	Oregon State	L	64-72
1-13	at Stanford	L	61-75
1-19	at Arizona State	W	88-58
1-21	at Arizona	L	55-60
1-26	#10 Washington	W	71-69
1-28	Washington State	W	55-53
2-2	at Oregon State	W	69-52
2-4	at Oregon	W	62-60
2-9	Stanford	W	65-62
2-16	Arizona	W	75-66
2-18	Arizona State	L	64-65 2OT
2-23	at Washington State	W	43-41
2-26	at #17 Washington	L	62-73
3-2	#15 UCLA	L	58-67 OT
3-4	USC	W	71-60
3-9	vs. USC#	W	82-67
3-10	vs. Oregon#	W	91-87 2OT
3-11	vs. #13 UCLA#	L	52-71

^ Golden Bear Classic, Berkeley, CA


% at Kansas City, MO (Kemper Arena)

* at Pete Newell Challenge, Oakland, CA (Oakland Arena)

at Pac-10 Tournament, Los Angeles, CA (Staples Center)

Ranking refers to Associated Press ranking at game time

Home games at Walter A. Haas Jr. Pavilion (11,877)



Sophomore forward Leon Powe

A LOOK AT THE GOLDEN BEARS (cont.)

PROBABLE STARTERS & RESERVES

Pos	No	Name	Ht	Wt	Yr	PPG	RPG	Notes
F	44	Leon Powe	6-8	240	So	20.7	10.0	2nd team All-American (UWBWA), All-Pac-10; 50.0 FG%
C	35	DeVon Hardin	6-11	235	So	7.5	6.7	#5 on Cal season list with 48 blocks; HM All-Pac-10
G	1	Ayinde Ubaka	6-4	200	Jr	14.8	3.8 apg	All-Pac-10; #3 on Cal season chart with 61 3-pointers
G	2	Omar Wilkes	6-4	185	So	7.5	1.4	Shooting 44.0% from 3-point range (22-50)
G	15	Richard Midgley	6-3	195	Sr	8.8	2.5	#20 at Cal with 1,173 career points; #2 with 182 3-pointers
C	0	Rod Benson	6-10	220	Sr	4.5	3.1	Missed 11 games with heel, knee injuries; 13.3 ppg last year
G	12	Steve Panawek	6-6	205	Jr	1.2	0.6	Third-year walk-on has appeared in 5 games
G	13	Nikola Knezevic	6-2	190	Fr	0.9	0.4	Joined team from Belgrade, Serbia-Montenegro, Dec. 21
F	14	Eric Vierneisel	6-7	205	So	1.6	1.0	10 points and career-best 5 rebounds vs. Oregon March 10
G	20	Martin Smith	6-0	175	Sr	2.3	2.9 apg	Out with abdominal strain; 17 starts last season
F	24	Theo Robertson	6-5	240	Fr	6.1	2.6	Career-high 18 points vs. Oregon in Pac-10 Tournament
G	31	Alex Pribble	6-4	215	Jr	0.6	0.8	Former walk-on has appeared in 24 games
G	32	Ivan Kovacevic	6-6	210	Fr	0.5	0.5	First-year walk-on has seen action in eight games
C	33	Jordan Wilkes	6-11	225	Fr	2.2	1.2	Season-best 11 points in opener at Eastern Michigan

team in 2004, Wilkes adds 7.5 ppg for Cal. Another accurate long-range shooter, he leads the squad with a 44.0 percent rate on three-pointers (22-50).

Sophomore center DeVon Hardin, an honorable mention All-Pac-10 selection, completes the opening five. Hardin also averages 7.5 ppg, and he ranks among the league leaders in both rebounding (5th, 6.7 rpg) and blocks (3rd, 1.60 bpg). His 48 total blocks are the fifth-highest total ever at the school.

Wing Theo Robertson was voted honorable mention Pac-10 All-Freshman and leads the Bears' reserves with 6.1 ppg. He has played particularly well down the stretch, boasting a career-best 18 points against Oregon in the Pac-10 Tournament.

Senior Rod Benson also provides strong support off the bench. Now finally healthy after heel and knee ailments limited his production earlier in the year, he contributes 4.5 ppg. Last season when he was injury free, Benson paced Cal in both scoring (13.3 ppg) and rebounding (6.3 rpg).

At guard, freshman Nikola Knezevic joined the Bears from Belgrade, Serbia-Montenegro, in December and has become the primary backup at the point. A solid defensive player, he scored five points vs. UCLA and dished out four assists without a turnover against USC during the final weekend of the regular season.

Other players to watch for Cal are freshman center Jordan Wilkes, younger brother of Omar; sophomore forward Eric Vierneisel, who chipped in with 10 points and a career-high five rebounds vs. Oregon last Friday; and junior guard Alex Pribble, a former walk-on who received a scholarship during the offseason.

CAL'S NCAA HEADQUARTERS

During its NCAA Tournament games in Dallas, the Cal travel party will stay at the Westin City Center, 650 North Pearl St., Dallas, TX 75201 (Phone: 214-979-9000; Fax: 214-953-1931). Assistant AD/Media Relations Herb Benenson and Associate AD/Communications Kevin Klintworth will accompany the team.

BLUE AND GOLD

Official colors of the University of California were established at Berkeley in 1868. The colors were chosen by the University's founders, who were mostly Yale men who had come West. They selected gold as a color representing the "Golden State" of California. The blue was selected from Yale blue. Cal teams have donned the blue and gold since the beginning of intercollegiate competition in 1882.

GOLDEN BEARS

In 1895, the University of California track & field team was the dominant power on the West Coast and decided to challenge several of the top teams in the Midwest and East on an eight-meet tour, that is now credited by many historians as putting Cal athletics onto the national scene. As a symbol of the University, Regent Arthur Rodgers, class of 1872, commissioned a blue silk banner emblazoned with a gold grizzly bear, the symbol of the state of California. The banner was carried by the team on its successful tour, which saw them win five of the eight competitions. Cal athletics fans were so ecstatic over the team's performance that Prof. Charles Mills Gayley was inspired to write the song, "The Golden Bear." Cal's athletic teams have been known as the Golden Bears ever since.

CAL RADIO NETWORK

All California games are broadcast on KYCY Radio (1550 AM) in San Francisco and KESP Radio (970 AM) in Modesto with Roxy Bernstein calling the action. Each broadcast begins 20 minutes prior to tip-off with the Cal Basketball Pregame Show and concludes with a 30-minute postgame wrap-up. Overtime at Henry's, a half-hour program hosted by Dave Rosselli and Tod Bannister, follows each game.

CALBEARS.COM

Cal releases, results, statistics, box scores, and coach and player information, as well as historical data, are available on the Internet at www.calbears.com. Game recaps, including coach and player quotes, and statistics are updated after each contest.

HAAS PAVILION

Cal completed its seventh season in the 11,877-seat Walter A. Haas Jr. Pavilion this year. The \$57.5 million facility is a renovated and expanded version of old Harmon Gym, which was built in 1934. In addition to the basketball court, the building features coaching and administrative office space, locker rooms, a spacious weight room, athletic training facilities and a student-athlete computer lab, as well as media work and interview rooms. Since Haas opened in the fall of 1999, Cal has posted an 86-27 record on Pete Newell Court, good for a .761 winning percentage. In 2005-06, the Bears ranked second in the Pac-10 in average attendance, attracting 9,324 fans per game.

OPPONENT SCOUTING REPORT



A LOOK AT NORTH CAROLINA STATE

North Carolina State (21-9 overall, 10-6 ACC) enters tournament play after falling to Wake Forest, 82-71, in the quarterfinals of the Atlantic Coast Conference Tournament last week. Sophomore forward Gavin Grant led the Wolfpack with a career-high 24 points, but the loss marked NC State's fourth in a row, despite recording 21 wins to finish out the regular season.

Senior forward Cameron Bennerman leads the Wolfpack in scoring, averaging 13.9 ppg, along with 3.2 rpg. Bennerman has started 23 of 28 games for NC State and was recently named to the All-ACC's third team. Teammate Cedric Simmons, a sophomore center, also earned conference honors, as he made honorable mention all-league and was voted to the ACC All-Defensive squad. Simmons is the second-leading scorer on the team, averaging 11.8 ppg, paired with 6.4 rpg.

NC State averages 75.7 ppg and holds opponents to just 67.7 ppg. The Wolfpack takes more than 46 percent of its shots from three-point range and connects on 37.9 percent (280-739). NC State ranks among the Top 10 nationally with 9.3 three-pointers made per game, and it's also among the NCAA leaders in free throw percentage at 75.7 percent.

CAL-NC STATE SERIES HISTORY

Cal holds a 1-0 series record vs. NC State, having defeated the Wolfpack, 76-74, in overtime in the first round of the NCAA Tournament on March 20, 2003 in Oklahoma City. Joe Shipp paced the Bears with 24 points and five assists, while Richard Midgley – then Cal's starting point guard as a freshman – finished with 11 points (4-9 FG, 3-6 3P). His final three-pointer with 3.9 seconds left in OT lifted the Bears to the win.

NC STATE POSTSEASON HISTORY

North Carolina State is making its school-record-tying fifth consecutive NCAA Tournament appearance, after earning a No. 10 seed in the Atlanta Regional this year. In 2005, the Wolfpack advanced to the Sweet 16 before falling to Wisconsin, 65-56, in the Syracuse Regional. NC State owns a 31-18 record in 19 previous NCAA playoff seasons, including championships in 1974 and 1983.

BRAUN-SENDEK CONNECTION

Ben Braun and Herb Sendek were coaching rivals in the Mid-American Conference for three seasons from 1994-96 when Sendek served as head coach at Miami (Ohio). Braun was Eastern Michigan's head coach from 1986-96.


NC STATE HEAD COACH HERB SENDEK

Herb Sendek is in his 10th season at the helm of the Wolfpack and has compiled more than 20 years of coaching experience. In 2004, he was named the Atlantic Coast Conference Coach of the Year, and he has guided NC State to five consecutive NCAA Tournament appearances.

PROBABLE STARTERS

Pos	No	Name	Ht	Wt	Yr	PPG	RPG
F	11	Gavin Grant	6-7	212	So	8.2	4.8
F	13	Cameron Bennerman	6-4	205	Sr	13.9	3.2
C	33	Cedric Simmons	6-9	233	So	11.8	6.4
G	14	Engin Astur	6-4	200	Jr	11.4	3.2
G	22	Tony Bethel	6-1	185	Sr	9.6	3.4

For more information: www.gopack.com



A LOOK AT TEXAS

Texas (27-6) enters the NCAA Tournament as a No. 2 seed in the Atlanta Regional after losing the Big 12 Tournament championship to Kansas, 80-68. The Longhorns advanced to the title game after defeating Texas Tech, 77-70, and Texas A&M, 74-70. UT opened the 2005-06 campaign, 8-0, en route to a No. 2 national ranking. Texas rattled off nine straight victories, including an 89-64 upset win over then-No. 4 Memphis and a 58-55 win over then-No. 3 Villanova in January.

UT holds opponents to just 38.2 percent shooting from the field and is outscoring teams by a 76.1-60.1 ppg margin. The Longhorns also own a +10.0 difference on the boards.

CAL-TEXAS SERIES HISTORY

Cal owns a 2-1 series edge, although the teams have met just once since 1965. The Bears and Horns played in the second round of the Preseason NIT in 2000, with UT prevailing, 57-54, in Austin. Prior to that meeting, Cal took an 82-77 decision in Seattle in 1965 and the Bears won, 70-62, in Berkeley in 1962.

PROBABLE STARTERS

Pos	No	Name	Ht	Wt	Yr	PPG	RPG
F	22	Brad Buckman	6-8	235	Sr	9.8	7.0
F	2	P.J. Tucker	6-5	225	Jr	16.2	9.2
C	23	LaMarcus Aldridge	6-10	237	So	15.0	9.0
G	1	Daniel Gibson	6-2	190	So	13.7	3.6
G	12	Kenton Paulino	6-1	185	So	10.0	2.3

For more information: www.texassports.com



A LOOK AT PENN

No. 15 seed Penn last appeared in the NCAA Tournament in 2005 when the 13th-seeded Quakers lost in the first round to No. 4 seed Boston College, 85-65.

Entering the postseason, the Ivy League champion Quakers lost their final regular season game against Princeton in overtime after winning 10 of their previous 11 games. Penn is 20-8 overall this year.

Two Quakers were named to the All-Ivy League first team. Ibrahim Jaaber was unanimously selected as the 2006 Ivy League Player of the Year after leading the conference with 18.4 ppg and 3.4 spg. Junior forward Mark Zoller was also a first-team choice after posting 12.7 ppg and 7.5 rpg.

CAL-PENN SERIES HISTORY

Cal owns a 2-2 series record vs. Penn, including an 82-75 Bear victory in the first round of the 2002 NCAA Tournament in Pittsburgh. Earlier, the Quakers defeated the Bears, 74-71, in the final of the 2000 Golden Bear Classic in Berkeley.

PROBABLE STARTERS

Pos	No	Name	Ht	Wt	Yr	PPG	RPG
F	3	Steve Danley	6-8	225	Jr	9.2	5.1
F	24	Mark Zoller	6-7	220	Jr	12.7	7.5
G	2	Ibrahim Jaaber	6-2	170	Jr	18.4	3.5
G	13	David Whitehurst	6-3	195	So	5.9	2.4
G	14	Eric Osmundson	6-5	200	Sr	9.9	2.0

For more information: www.pennathletics.com



GOLDEN BEAR NOTES

BEARS MAKING 14TH NCAA TOURNAMENT APPEARANCE

Cal earned its 14th invitation to the NCAA Tournament this March and fifth during Ben Braun's tenure as head coach. The Bears own an 18-13 all-time NCAA playoff record, which includes three trips to the Final Four. Cal captured fourth place in 1946, won the national title in 1959 and finished as the NCAA runner-up in 1960. Since then, the Bears have advanced to the Sweet 16 round twice – in 1993 and again in 1997. Under Braun, Cal has gone to the tourney in 1997, 2001 (1st round), 2002 (2nd round) and 2003 (2nd round), in addition to this season.

BRAUN LEADS CAL COACHES IN POSTSEASON APPEARANCES

Cal head coach Ben Braun is leading the Bears into the postseason for the seventh time in his 10 years at the helm this March – more than any coach in school history. Braun has guided Cal to five NCAA Tournaments – 1997, 2001, '02, '03 and '06 – and a pair of National Invitation Tournaments – 1999, 2000. The Bears reached the NCAA Sweet 16 in 1997, while they won the NIT in 1999, defeating Clemson, 61-60, in the title game. Braun's postseason record at Cal stands at 11-5, which puts him No. 1 in school annals, just ahead of legendary coach Pete Newell.

POSTSEASON COACHING RECORDS AT CAL

Ben Braun	11-5	4 NCAA, 2 NIT
Pete Newell	10-4	4 NCAA
Lou Campanelli	4-4	1 NCAA, 3 NIT
Todd Bozeman	2-3	3 NCAA
Nibs Price	1-2	1 NCAA

AFTER SLOW START, CAL STEPS UP DEFENSIVE PRESSURE

After the non-league portion of their schedule, the Bears ranked last in the Pac-10 in field goal percentage defense, allowing opponents to make 45.3 percent of their shots from the floor. Cal also surrendered 66.6 ppg, with six of 10 foes tallying at least 67 points. But with the start of conference action, the Bears seemed to have a change of attitude, and by the end of the league season, Cal ranked second in field goal percentage defense (41.7%) and third in scoring defense (62.1 ppg). During Pac-10 games, nine teams had FG rates of 40 percent or less, with the Bears going 7-2 in those contests. Cal limited Oregon State to 31.9 percent in Corvallis, while USC converted just 29.5 percent in the Bears' home finale. And in Cal's 68-61 victory at UCLA Dec. 31, the Bruins shot 36.7 percent from the field.

CAL HOLDS TEAMS TO LOWEST AVERAGE IN 20 YEARS

Cal enters the NCAA Tournament allowing only 64.7 ppg – lowest for a Bear team since the 1985-86 squad surrendered 63.4 ppg when a 45-second shot clock was in use. Cal's previous record during the 35-second shot clock era was set in 2001-02 (66.6 ppg). This season, the Bears have given up more than 70 points only seven times, while holding opponents to 60 or few points on 10 occasions. Eight Pac-10 foes failed to break the 60-point mark, including Washington State, which was held to 41 points Feb. 23 – the lowest total for a Cal opponent since the Bears beat Eastern Washington, 56-27, on Nov. 16, 2001. Cal's 2005-06 average represents a significant drop from last year, when the Bears yielded 70.8 ppg.

POWE-TENT FORCE ON THE BLOCK FOR GOLDEN BEARS

Sophomore F Leon Powe, who went 629 days between games due to knee surgery and a foot stress fracture, has returned with a vengeance this season, earning All-America and all-conference honors as the leading scorer (20.7 ppg) and rebounder (10.0) in the Pac-10. If he can maintain his lofty status in both categories, he will become just the sixth league player ever to pace the conference on the two lists, joining Ike Diogu of Arizona State (2004-05), A.C. Green of Oregon State (1984-85), Cal's Mark McNamara (1981-82), UCLA's Bill Walton (1972) and UCLA's Lew Alcindor (1967-69). Powe is also on pace to be the sixth Bear to claim a Pac-10 scoring title since 1994, with the others being Lamond Murray (1994, 24.2 ppg), Shareef Abdur-Rahim (1996, 21.1 ppg), Ed Gray (1997, 24.8 ppg), Sean Lampley (2001, 19.5 ppg) and Joe Shipp (2003, 20.4 ppg).

Powe has scored at least 20 points 15 times (including in eight of the last 10 games), and 30 or more on three occasions. In back-to-back games vs. Stanford Feb. 9 and Arizona Feb. 16, he came through with 32 points against the Cardinal and 30 points vs. the Wildcats – both resulting in Cal victories.

But Powe saved his best for the Pac-10 Tournament. In the quarterfinals, he poured in 22 points and snared a tournament-record 20 rebounds (old mark: 18 by Arizona State's Ike Diogu in 2003) to become Cal's first 20-20 player since McNamara accomplished the feat three times during the 1981-82 campaign. One night later, Powe established another tourney record, this time with 41 points (14-17 FG, 13-18 FT) in the Bears' double OT win over Oregon in the semis. The old mark of 39 points was set by

NCAA FLASHBACK...

NCAA TOURNAMENT - ROUND ONE

CALIFORNIA 76, NORTH CAROLINA STATE 74 OT

March 20, 2003 – Ford Center – Oklahoma City, OK

Freshman Richard Midgley drained a three-pointer with 3.9 seconds left in overtime to lift eighth-seeded Cal to a 76-74 victory over No. 9 seed North Carolina State. The Bears led for most of the contest, going up by as much as eight points at 24-16 and holding a 63-56 advantage with 5:49 to go. NC State took its first lead at 66-65 at the 2:21 mark. Cal tied the score at 66 on a Conor Famulener free throw with 1:34 left. In OT, Brian Wethers gave Cal a 73-71 edge with 35 seconds left with a free throw. Scotter Sherrill put NC State up, 74-73, on a long three-pointer with 15 seconds left, setting up Midgley's heroics.

North Carolina St.	Fg-a	3p-a	Ft-a	Reb	Pf	Pts	Ast	To	Bk	St	Min
Julius Hodge, f	4-9	0-3	6-6	5	3	14	2	1	3	0	43
Marcus Melvin, f	5-17	4-9	3-4	5	2	17	3	3	0	0	45
Josh Powell, c	6-11	0-1	5-8	9	3	17	3	3	4	0	42
Scotter Sherrill, g	5-10	5-7	0-0	2	4	15	0	3	1	2	38
Clifford Crawford, g	4-6	0-1	1-2	6	4	9	7	3	0	1	40
Cameron Bennerman	1-3	0-0	0-0	2	1	2	0	1	0	1	14
Will Roach	0-0	0-0	0-0	0	0	0	0	0	0	0	0+
Jordan Collins	0-0	0-0	0-0	0	2	0	1	0	0	1	3
Team				7							
Totals	25-56	9-21	15-20	36	19	74	16	14	8	5	225
California	Fg-a	3p-a	Ft-a	Reb	Pf	Pts	Ast	To	Bk	St	Min
Amit Tamir, f	3-16	2-10	0-0	2	2	8	1	2	1	0	43
Joe Shipp, f	8-18	1-1	7-9	8	3	24	5	1	1	1	38
Gabriel Hughes, c	5-5	0-0	4-7	9	4	14	1	1	0	0	24
Richard Midgley, g	4-9	3-6	0-0	0	0	11	2	1	0	1	34
Brian Wethers, g	4-8	0-0	3-4	3	3	11	4	2	0	0	32
A.J. Diggs	0-2	0-0	0-0	1	0	0	1	1	0	6	20
Donte Smith	0-0	0-0	0-0	1	0	0	1	0	0	0	9
Erik Bond	0-0	0-0	0-1	2	0	0	0	0	0	0	3
Conor Famulener	3-6	1-3	1-2	3	2	8	2	4	0	0	20
David Paris	0-0	0-0	0-0	0	0	0	0	0	0	0	2
Team				9							
Totals	27-64	7-20	15-23	38	14	76	17	13	2	8	225

Halftime: Cal 39, NCS 36. End of regulation: 66-66. FG%: NCS 44.6, Cal 42.2. 3P%: NCS 42.9, Cal 35.0. FT%: NCS 75.0, Cal 65.2. Technical fouls: none. Officials: Burr, Bush, Driscoll. Attendance: 18,462.




GOLDEN BEAR NOTES (cont.)

UCLA's Reggie Miller in 1987, and Powe's total ties for the third-highest ever by a Cal player.

Overall, he owns 28 career double-doubles – with a Pac-10-best 14 this season – and has led Cal in rebounding in 47 of the 53 games he has played, including 22 of 26 this year (includes ties).

Powe first underwent a pair of surgeries on his left knee in 2004 that kept him out all of the '04-05 campaign. Cleared to play last May, he earned MVP honors at the San Francisco Pro-Am and averaged 23.6 ppg and 10.4 rpg during Cal's trip to Italy over the summer. But just before the Bears' exhibition game vs. Humboldt State Nov. 14, Powe was diagnosed with a minor stress fracture in his right mid-foot, putting a hold on his return until the Nov. 30 San Jose State game.

LEON POWE'S 2005-06 AWARDS LIST



All-Pac-10
MVP, Pac-10 Tournament
Second-team All-American (cbs.sportsline.com)
Second-team All-American (USBWA)
Second-team All-American (ESPN.com)
Third-team All-American (Scout.com)
All-District (NABC)
Wooden All-America team finalist

POWE PUTTING HIS STAMP ON CAL RECORD BOOK

Sophomore F Leon Powe has set a pair of school records this season – most free throws made (190) and attempted (263) – and he is rapidly moving up several other lists. His 539 points are the 13th-most in school history, while his 20.7 ppg average rates No. 7 and is the highest for a Bear since Ed Gray's school-record 24.8 ppg in 1997. On the rebounding chart, Powe has 261 boards – good for the 14th spot – while his 10.0 rpg ranks 13th, and he could become the first Cal player to average a double-double since Brian Hendrick (16.1 ppg, 10.7 rpg) in 1992.

Career-wise, Powe's 948 points put him within striking distance of topping 1,000 this season if the Bears advance in the NCAA Tournament. Among Cal players, only Gray (1996-97) and Mark McNamara (1981-82) have reached the grand total in their first two years in the program. However, both of those players transferred to Cal as juniors, meaning Hendrick holds the school mark for most combined points as a freshman and sophomore (970). Powe's career scoring average (17.9 ppg) ties for fifth all-time, and his rebounding average (9.8 rpg) stands fourth.

CAL SEASON REBOUND LEADERS

9. Sean Lampley	1999	280
10. Mark McNamara	1981	272
10. Bob McKeen	1954	272
12. Leonard Taylor	1989	270
13. Bob McKeen	1955	264
14. Leon Powe	2006	261

CAL SEASON SCORING LEADERS

9. Lamond Murray	1993	572
10. Sean Lampley	2000	549
11. Russ Critchfield	1967	545
12. Ansley Truitt	1972	544
13. Leon Powe	2006	539

Junior guard Ayinde Ubaka

UBAKA DIRECTS ATTACK AT THE POINT

Ayinde Ubaka, who entered the season with a career scoring average of 6.3 ppg, earned All-Pac-10 honors in 2005-06 after more than doubling his rate to 14.8 ppg. Cal's second-leading scorer (and No. 10 in the Pac-10), he has reached double figures 27 times in 30 games after doing so on just eight occasions over his first two years in the program combined and only twice last season. Ubaka set a career high with 17 points in the opener at Eastern Michigan, then topped the total with 21 points in the Golden Bear Classic final vs. Northeastern to earn all-tournament team honors. He later bettered that performance with 29 points against Oregon (8-10 FG, 3-3 3P, 10-12 FT) Jan. 5. In addition, he has proven to be a clutch performer with the game on the line. In the Pac-10 Tournament, Ubaka scored 11 of his 16 points in the second half as Cal rallied from a 33-31 halftime deficit to win, 82-67. Then vs. Oregon, he hit the tying bucket with two seconds left in regulation and scored 12 of his 17 points in overtime. Earlier in Los Angeles during the Bears' first meeting with UCLA Dec. 31, he tallied six of Cal's final eight points in the last 36 seconds, helping push a 60-58 lead into a 68-61 victory.

BEARS COULD TOP PAC-10 IN THREE-POINT SHOOTING FOR FIRST TIME

Last in the Pac-10 in three-point shooting the past two years, Cal has found its range behind the arc this season, now connecting at a 37.6% pace – a rate that stands just behind Arizona State (37.8%) for first in the conference. Since the shot was implemented in 1986-87, the Bears have never led the league from three-point distance for an entire year. Omar Wilkes is draining a team-high 44.0 percent (22-50), followed by Theo Robertson at 40.4 percent (23-57), Richard Midgley at 39.7 percent (48-121) and Ayinde Ubaka at 37.9 percent (61-161).

CAL THREE-POINT SHOOTING LAST THREE SEASONS

2005-06	164-436	37.6%	5.47 3s per game
2004-05	110-344	32.0%	3.79 3s per game
2003-04	127-410	31.0%	4.54 3s per game

RICHARD MIDGLEY MOVING UP CAREER LISTS

Now firmly secured as Cal's No. 2 all-time three-point shooter, senior G Richard Midgley is moving up the Bears' career scoring chart. He enters the NCAA Tournament with 1,173 points, which puts him in 20th place and just six points behind No. 19 Chris Washington. On the three-point list, he ranks second all-time with 182 triples, and he will likely end his career there, as leader Ryan Drew had 214 three-pointers from 1988-91. Midgley's career conversion rate of 38.2 percent tied for No. 7 at the school. Midgley scored a season-high 17 points vs. both San Jose State and San Diego State, and he has reached double figures 13 times this year.

GOLDEN BEAR NOTES (cont.)

CAL CAREER SCORING LEADERS

16. Doug True	1977-80	1,215
17. Gene Ransom	1976-78	1,185
18. John Coughran	1971-73	1,183
19. Chris Washington	1984-87	1,179
20. Richard Midgley	2003-	1,173

CAL CAREER THREE-POINTERS MADE

1. Ryan Drew	1988-91	214
2. Richard Midgley	2003-	182
3. Joe Shipp	2000-03	157

HARDIN CLIMBING SEASON, CAREER BLOCK LADDERS AT CAL

Sophomore C DeVon Hardin, who owns a team-best 48 blocks this year – including four each against Arizona and Arizona State Feb. 16-18 – has moved into Cal's career and season Top 10 lists. In just under two full seasons, he has swatted away 74 shots, putting him alone in sixth place and just one out of a tie for fifth. On Cal's season list, Hardin is in fifth place by himself. His average of 1.60 per game is third in the Pac-10 this year.

CAL CAREER BLOCKS LEADERS

4. Brian Hendrick	1980-93	98
5. Lamond Murray	1992-94	75
6. DeVon Hardin	2005-	74

CAL SEASON BLOCK LEADERS

2. Michael Stewart	1997	56
3. Jamal Sampson	2002	54
4. Michael Stewart	1995	49
5. DeVon Hardin	2006	48

UBAKA NEAR AUTOMATIC AT FREE THROW LINE

With the game on the line, no one has been better at the charity stripe than junior G Ayinde Ubaka. To date, Ubaka is 41-for-47 (87.2%) in the final two minutes plus overtime of contests, and as the chart shows below, his performances have been key factors in many of the Bears' wins. Overall, Ubaka is draining 83.3 percent from the foul line (110-132), up from his career 68.5 percent rate entering the season. As a team, Cal is making 78.3 percent in the last two minutes and OT (108-138).

<i>Opponent</i>	<i>Key Ubaka Free Throws</i>	<i>Result</i>
at USC, Dec. 29	Hit 2 FT with 3 seconds left with Cal ahead, 60-58	W, 62-58
at UCLA, Dec. 31	Hit 2 FT with 21 seconds left with Cal up, 62-59	W, 68-61
vs. Oregon, Jan. 5	Shot 6-6 from FT line in final 37 seconds	W, 77-66
vs. WSU, Jan. 28	Hit 2 FT with 21 seconds left to give Cal 55-51 lead	W, 55-53
at Oregon, Feb. 4	Hit 2 FT with 16 seconds left to give Cal 61-55 lead	W, 62-60
vs. Stanford, Feb. 9	Shot 4-4 from FT line in final 24 seconds	W, 65-62
vs. Oregon, March 10	Shot 8-10 from FT line in final 42 seconds of second OT	W, 91-87

BEARS TAKE ADVANTAGE OF FREE THROW OPPORTUNITIES

Throughout the 2005-06 season, Cal has made more free throws than its opponents have attempted, with the margin entering NCAA Tournament, 518-488. In addition, the Bears have outscored their opposition at the line, 518-357, or by an average of 5.4 ppg, and Cal has had at least twice as many FT attempts as its opponents 10 times. The Bears are also shooting 73.4 percent from the line, far higher than their 62.7 percent success rate last year or 62.8 percent rate in 2003-04. The only other time Cal shot higher for an entire season was in 1988-89 (school-record 73.5%). Individually, Leon Powe has set a pair of school records for most free throws made (190) and attempted (263) in one year.

CAL'S TOP FREE THROW SHOOTING PERCENTAGES

1986-87	513-698	73.5%
2005-06	450-617	73.4%
1988-89	544-742	73.3%
1987-88	358-491	72.9%

ROBERTSON COMES TO THE RESCUE

Throughout the season, freshman F Theo Robertson has adapted to the role the Cal coaches needed him to play. For the most part, he has been the Bears' top scoring threat off the bench, but he has also filled in as a starter during two different stretches when teammates were slowed by injury. With Leon Powe (foot) out the first four games of the season, Robertson averaged 11.8 ppg as his sub at forward, while

Senior guard
Richard Midgley

he spelled Omar Wilkes (ankle) for three games in February and contributed 7.7 ppg and 3.0 apg. Now back in his more familiar spot as a reserve, Robertson came through with a career-high 18-point night (4-5 FG, 3-3 3P, 7-8 FT) in Cal's double OT win over Oregon in the Pac-10 Tournament, topping his previous best of 14 established back on Nov. 21 vs. Long Beach State. He scored 16 of his total in regulation, then nailed two free throws with 31 seconds left in the second OT to give Cal an 86-79 edge. For the year, Robertson is shooting 40.4 percent from three-point range (23-57), and he has made 9-of-12 treys over his past six games.

UBAKA NEARING CAL THREE-POINT RECORD

With 11 three-pointers in his last five games, junior G Ayinde Ubaka now has 61 three-pointers on the season – tied for third most in school history. He entered the year with just 40 career treys in his first two seasons combined. In addition, Ubaka is shooting 37.9 percent from the floor – far higher than his career 27.6 percent rate prior to 2005-06.

CAL SEASON THREE-POINT LEADERS

1. Ryan Drew (1990)	68
2. Bill Elleby (1992)	64
3. Ayinde Ubaka (2006)	61
3. Amit Tamir (2003)	61

GOLDEN BEAR NOTES (cont.)

LIKE FATHER, LIKE SON WITH SMITH, WILKES BROTHERS

In 1975, the Golden State Warriors captured the NBA title with a couple of rookies playing key roles during their championship run – guard Phil Smith (7.7 ppg) and forward Jamaal Wilkes (14.2 ppg). Thirty years later, the sons of Smith and Wilkes are members of the California basketball team. Senior guard Martin Smith is a fourth-year walk-on who was rewarded with a scholarship for the 2005-06 campaign. Last year, he started 16 Pac-10 games and ranked fifth in the league in assist-to-turnover ratio (1.95:1). Omar and Jordan Wilkes join the squad as active members of the Bears this year. Omar, a 6-4 guard, sat out last season after transferring from Kansas and has been a regular starter at Cal in 2005-06. Jordan is a 6-11 center who averaged 20 ppg and 10 rpg en route to league MVP honors last year at Loyola HS in Los Angeles.

BRAUN WINS 20 GAMES FOR SIXTH TIME AT CAL

With Cal's win over Oregon last week in the Pac-10 Tournament, the Bears picked up their 20th victory of the season, the sixth time during head coach Ben Braun's tenure in Berkeley Cal has had 20 or more triumphs in a year. No other coach in school history has directed Cal to more than four 20-win seasons.

CAL COACHES WITH THREE OR MORE 20-WIN SEASONS

Ben Braun	6	1997 (23-9), 1999 (22-11), 2001 (20-11), 2002 (23-9), 2003 (22-9), 2006 (20-9)
Nibs Price	4	1939 (24-8), 1946 (30-6), 1947 (20-11), 1948 (25-9)
Pete Newell	3	1957 (21-5), 1959 (25-4), 1960 (28-2)
Lou Campanelli ..	3	1987 (20-15), 1989 (20-13), 1990 (22-10)

INJURY WOES HAVE KEPT 8 PLAYERS OUT AT LEAST ONCE THIS YEAR

Cal has found itself shorthanded virtually the entire season, with the Bears suiting up all 14 players on the roster just once – Dec. 21 vs. DePaul. As Cal enters the NCAA Tournament, eight different players have been sidelined a total of 50 games due to injury. Early on, Leon Powe, Rod Benson and Martin Smith all sat out the Bears' opener at Eastern Michigan – each with a stress fracture. Although Powe returned in the year's fifth game vs. San Jose State, Benson and Smith – both starters last season – have missed significant time. Benson, who led the Bears in both scoring (13.3 ppg) and rebounding (6.3 rpg), finally rounded into full health in late February. In addition to a stress fracture in his heel, he also had surgery for a partially torn meniscus in his right knee Jan. 20 that kept him in street clothes for seven games. Smith, Cal's starting point guard and assist leader in 2004-05, managed to play just seven games during his senior season and is out for the year. Below is a list of players' injuries and games missed:

Name	Injury	Games Missed
Rod Benson	stress fracture, left heel	4 (Nov. 18, Nov. 26-Dec. 3)
Richard Midgley	torn meniscus, right knee	7 (Jan. 19-Feb. 9)
Steve Panawek	stinger, right shoulder	1 (Nov. 21)
Leon Powe	bulging disk, back	4 (Nov. 25-Dec. 3)
Martin Smith	stress fracture, right foot	4 (Nov. 18-26)
	stress fracture, pelvis	2 (Nov. 18-21)
	abdominal strain	21 (Dec. 29-current)
Eric Vierneisel	concussion	2 (Jan. 26-28)
Jordan Wilkes	sprained right ankle	4 (Nov. 30-Dec. 10)
Omar Wilkes	sprained right ankle	1 (Feb. 9)

CAL ONLY SCHOOL TO BEAT EVERY OTHER PAC-10 TEAM

Cal's 75-66 victory over Arizona Feb. 16 gave the Bears at least one win over each league team for the first time since the 1996-97 campaign – Ben Braun's first season at the helm. The decision also meant Cal became the only school in the Pac-10 to post a triumph over every conference opponent this year; all other Pac-10 teams were swept by at least one league foe. During the regular season, Cal swept two games with Oregon, Washington State and USC, and split with Oregon State, Stanford, Arizona, Arizona State, Washington and UCLA.

BEARS CLAIM 8TH UPPER DIVISION FINISH IN 10 YEARS

With its 12-6 Pac-10 record and third-place regular-season standing in the league, Cal claimed its eighth upper-division conference finish in 10 seasons under head coach Ben Braun. Over the years, the Bears have tied for second place twice (1997, 2002), been third twice (2003, '06), tied for fourth twice (2001, '04) and tied for fifth twice (1998, '99).

BENSON FINDS SUCCESS ON TWO COURTS

Last season, F/C Rod Benson may have been the most improved player in the Pac-10. After averaging 2.6 ppg and 1.7 rpg as a sophomore in 2003-04, Benson raised his rates to a team-best 13.3 ppg and 6.3 rpg last year. He ranked ninth in the Pac-10 in rebounding and seventh in the league in field goal shooting (54.3%). But the 6-10 post hasn't limited his exploits to the basketball court as a college student. For the last two springs, Benson has competed as a member of Cal's men's club volleyball team, even helping the Bears to a national No. 1 club ranking in 2005. As a prep at Torrey Pines HS outside San Diego, Benson earned first-team all-league honors and receive recruiting interest in both sports.

GOLDEN BEAR NOTES ...

Four members of the 2005-06 roster are on track to graduate this year: seniors Richard Midgley (social welfare major), Rod Benson (political science) and Martin Smith (interdisciplinary studies), and junior (but fourth-year student) Steve Panawek (political science) ... Cal this season; on midway through victory; on Cal fell behind, a 91-87 win in Leon Powe Oregon Jan. 5, they became the first Cal duo to each score at least 25 points in a game since Lamond Murray (26) and Jason Kidd (25) vs. Oregon on March 3, 1994 ... head coach Ben Braun picked up his 500th career victory with an 88-69 win over Long Beach State Nov. 21.

Freshman forward Theo Robertson



2006 NCAA TOURNAMENT BRACKET

First Round Second Round Regionals Semifinals NATIONAL CHAMPIONSHIP Semifinals Regionals Second Round First Round



CAL vs. NCAA TOURNAMENT FIELD

<i>Opponent</i>	<i>2005-06</i>	<i>All-Time</i>	<i>Last Meeting</i>
Air Force		4-3	Air Force, 49-44, 12/28/03
Alabama		0-1	Alabama, 76-73, 12/29/94
Albany		1-0	Cal, 95-61, 12/11/00
Arizona	1-1	25-47	Cal, 75-66, 2/16/06
Arkansas		0-1	Arkansas, 80-73, 3/21/87
Belmont		0-0	
Boston College		0-1	Boston College, 65-51, 12/29/87
Bradley		2-2	Bradley, 40-39, 1939-40
Bucknell		0-0	
Connecticut		0-2	Connecticut, 74-54, 3/17/90
Davidson		1-0	Cal, 95-87, 1/2/00
Duke		2-0	Cal, 82-77, 3/20/93
Florida		2-0	Cal, 73-58, 11/25/88
Georgetown		1-0	Cal, 60-49, 3/21/00
George Mason		0-0	
George Washington		0-0	
Gonzaga		1-0	Cal, 72-64, 12/21/99
Illinois		5-4	Cal, 89-88, 12/3/96
Indiana		1-3	Cal, 65-63, 3/15/90
Iona		1-0	Cal, 81-64, 12/30/90
Iowa		4-6	Cal, 75-59, 11/25/96
Kansas	0-1	3-14	Kansas, 69-56, 12/10/05
Kent State		0-0	
Kentucky		0-2	Kentucky, 86-71, 11/26/88
LSU		0-0	
Marquette		0-0	
Memphis		0-0	
Michigan State		5-0	Cal, 78-68, 12/20/63
Monmouth/Hampton		0-0	
Montana		1-0	Cal, 37-23, 1930-31
Murray State		0-0	
Nevada		18-7	Cal, 91-73, 11/22/91
North Carolina		1-4	Cal, 78-71, 12/29/98
North Carolina State		1-0	Cal, 76-74, 3/20/03
Northern Iowa		0-0	
Northwestern		2-1	Cal, 62-40, 12/19/60
Ohio State		9-7	Ohio State, 75-55, 3/18/60
Oklahoma		1-3	Oklahoma, 74-65, 3/22/03
Oral Roberts		0-0	
Pacific		23-2	Cal, 76-72, 11/27/99
Penn State		3-0	Cal, 76-73, 12/29/01
Pittsburg		2-1	Pittsburgh, 63-50, 3/17/02
San Diego State	1-0	3-2	Cal, 82-64, 12/6/05
Seton Hall		1-0	Cal, 81-76, 12/8/73
Southern		1-0	Cal, 82-63, 11/23/04
Southern Alabama		0-0	
Southern Illinois		0-0	
Syracuse		0-0	
Tennessee		0-2	Tennessee, 62-47, 12/3/83
Texas		2-1	Texas, 57-54, 11/15/00
Texas A&M		1-0	Cal, 59-47, 12/29/49
UAB		0-0	
UCLA	1-2	94-123	UCLA, 71-52, 3/11/06
UNC Wilmington		0-0	
Utah State		3-4	Utah State, 96-87, 1/31/72
Villanova		2-1	Cal, 75-68, 3/15/97
Washington	1-1	71-71	Washington, 73-62, 2/26/06
West Virginia		4-1	Cal, 82-68, 12/30/75
Wichita State		1-0	Cal, 75-68, 12/29/75
Winthrop		0-0	
Wisconsin		5-2	Wisconsin, 66-63, 12/29/86
Wisconsin-Milwaukee		0-0	
Xavier		0-0	

CAL IN POSTSEASON PLAY

QUICK FACTS

Appearances: 18

12 NCAA: 1946, 57, 58, 59, 60, 90, 93, 94, 96, 97, 2001, 02, 03

5 NIT: 1986, 87, 89, 99, 2000

Record: 28-17

NCAA: 18-13

NIT: 10-4

NCAA Championships: 1 (1959)

NCAA Final Fours: 3 (1946, 59, 60)

NCAA Runner-Up Finishes: 1 (1960)

NIT Championships: 1 (1999)

Cal Coaches in the Postseason:

Nibs Price 1-2 NCAA 1946

Pete Newell 10-3 NCAA 1957, 58, 59, 60

Lou Campanelli 4-4 NCAA 1990; NIT 1986, 87, 89

Todd Bozeman 2-3 NCAA 1993, 94, 96

Ben Braun 11-5 NCAA 1997, 2001, 02, 03; NIT 1999, 2000



1959 NCAA Champions

NCAA TOURNAMENT GAMES

1946 (1-2)

First Round

California 50 March 22, 1946

Colorado 44 Municipal Auditorium, Kansas City, MO

Top Cal Scorers: Andy Wolfe 17, 3 with 8

Regional Final

Oklahoma State 52 March 23, 1946

California 35 Municipal Auditorium, Kansas City, MO

Top Cal Scorers: Andy Wolfe 14, Merve Lafaille 10

Final Four Semifinal

Ohio State 63 March 26, 1946

California 45 Madison Square Garden, New York, NY

Top Cal Scorers: Merve Lafaille 22, 2 with 6

1957 (1-1)

First Round

California 86 March 15, 1957

Brigham Young 59 Gill Coliseum, Corvallis, OR

Top Cal Scorers: Larry Friend 25, Earl Robinson 18

Regional Final

San Francisco 50 March 16, 1957

California 46 Gill Coliseum, Corvallis, OR

Top Cal Scorers: Earl Robinson 16, Larry Friend 12

1958 (1-1)

First Round

California 54 March 14, 1958

Idaho State 43 Cow Palace, San Francisco, CA

Top Cal Scorers: Earl Robinson 13, Don McIntosh 10

Bob Dalton 10

Second Round

Seattle 66 March 15, 1958

California 62 OT Cow Palace, San Francisco, CA

Top Cal Scorers: Don McIntosh 16, Earl Robinson 15

1959 (4-0)

First Round

California 71 March 13, 1959

Utah 53 Cow Palace, San Francisco, CA

Top Cal Scorers: Al Buch 15, Bob Dalton 13

Regional Final

California 66 March 14, 1959

St. Mary's 46 Cow Palace, San Francisco, CA

Final Four Semifinal

California 64 March 20, 1959

Cincinnati 58 Freedom Hall, Louisville, KY

Top Cal Scorers: Dennis Fitzpatrick 21, Bob Dalton 13

Final Four Championship Game

California 71 March 21, 1959

West Virginia 70 Freedom Hall, Louisville, KY

Top Cal Scorers: Dennis Fitzpatrick 20, Bob Dalton 15

1960 (4-1)

First Round

California 71 March 8, 1960

Idaho State 44 Cow Palace, San Francisco, CA

Top Cal Scorers: Darrall Imhoff 19, Bill McClintock 15

Second Round

California 69 March 11, 1960

Santa Clara 49 Hec Edmundson Pavilion, Seattle, WA

Top Cal Scorers: Darrall Imhoff 16, Earl Shultz 16

Regional Final

California 70 March 12, 1960

Oregon 49 Hec Edmundson Pavilion, Seattle, WA

Top Cal Scorers: Darrall Imhoff 18, Bill McClintock 15

Final Four Semifinal

California 77 March 18, 1960

Cincinnati 69 Cow Palace, San Francisco, CA

Top Cal Scorers: Darrall Imhoff 25, Bill McClintock 18

Final Four Championship Game

California 55 March 19, 1960

Ohio State 75 Cow Palace, San Francisco, CA

Top Cal Scorers: Dick Doughty 11, Bill McClintock 10

CAL IN POSTSEASON PLAY (cont.)



1960 NCAA Runner-up Team

1990 (1-1)

First Round

#9 California	65	March 15, 1990
#8 Indiana	63	Hartford Civic Center, Hartford, CT

Top Cal Scorers: Keith Smith 19, Brian Hendrick 13

Second Round

#9 California	54	March 20, 1990
#1 Connecticut	74	Hartford Civic Center, Hartford, CT

Top Cal Scorers: Roy Fisher 17, Brian Hendrick 12

1993 (2-1)

First Round

#6 California	66	March 18, 1993
#11 LSU	64	Rosemont Horizon, Rosemont, IL

Top Cal Scorers: Lamond Murray 23, Jason Kidd 16

Second Round

#6 California	82	March 20, 1993
#3 Duke	77	Rosemont Horizon, Rosemont, IL

Top Cal Scorers: Lamond Murray 28, Jerrod Haase 13

Regional Semifinal

#6 California	76	March 25, 1993
#2 Kansas	93	St. Louis Arena, St. Louis, MO

Top Cal Scorers: Lamond Murray 23, Brian Hendrick 15

1994 (0-1)

First Round

#5 California	57	March 17, 1994
#12 Wisconsin-GB	61	Dee Events Center, Ogden, UT

Top Cal Scorers: Lamond Murray 18, Jason Kidd 12

1996 (0-1)

First Round

#12 California	64	March 14, 1996
#5 Iowa State	74	Reunion Arena, Dallas, TX

Top Cal Scorers: Tremaine Fowlkes 26, Randy Duck 7

Game later vacated by Cal for use of ineligible player

1997 (2-1)

First Round

#5 California	55	March 13, 1997
#12 Princeton	52	Joel Coliseum, Winston-Salem, NC

Top Cal Scorers: Randy Duck 16, Tony Gonzalez 13

Second Round

#5 California	75	March 15, 1997
#4 Villanova	68	Joel Coliseum, Winston-Salem, NC

Top Cal Scorers: Tony Gonzalez 23, Randy Duck 16

Regional Semifinal

#5 California	57	March 21, 1997
#1 North Carolina	63	Carrier Dome, Syracuse, NY

Top Cal Scorers: Randy Duck 15, Sean Marks 11

2001 (0-1)

First Round

#8 California	70	March 16, 2001
#9 Fresno State	82	The Pyramid, Memphis, TN

Top Cal Scorers: Shantay Legans 15, Sean Lampley 13

2002 (1-1)

First Round

#6 California	82	March 15, 2002
#11 Pennsylvania	75	Mellon Arena, Pittsburgh, PA

Top Cal Scorers: Joe Shipp 20, Brian Wethers 19

Second Round

#6 California	50	March 17, 2002
#3 Pittsburgh	63	Mellon Arena, Pittsburgh, PA

Top Cal Scorers: Shantay Legans 13, Joe Shipp 11

2003 (1-1)

First Round

#8 California	76 OT	March 20, 2003
#9 North Carolina St.	74	Ford Center, Oklahoma City, OK

Top Cal Scorers: Joe Shipp 24, Gabriel Hughes 14

Second Round

#8 California	65	March 22, 2003
#1 Oklahoma	74	Ford Center, Oklahoma City, OK

Top Cal Scorers: Brian Wethers 27, Joe Shipp 20

CAL vs. NCAA OPPONENTS

Team	Record	Years	
Brigham Young	1-0	1957	Oklahoma State 0-1 1946
Cincinnati	2-0	1959, 60	Ohio State 0-2 1946, 60
Colorado	1-0	1946	Oregon 1-0 1960
Connecticut	0-1	1990	Pennsylvania 1-0 2002
Duke	1-0	1993	Pittsburgh 0-1 2002
Fresno State	0-1	2001	Princeton 1-0 1997
Idaho State	2-0	1958, 60	St. Mary's 1-0 1959
Indiana	1-0	1990	San Francisco 0-1 1957
Iowa State	0-1	1996	Santa Clara 1-0 1960
Kansas	0-1	1993	Seattle 0-1 1958
LSU	1-0	1993	Utah 1-0 1959
North Carolina	0-1	1997	Villanova 1-0 1997
North Carolina St.	1-0	2003	West Virginia 1-0 1959
Oklahoma	0-1	2003	Wisconsin-GB 0-1 1994

CAL IN POSTSEASON PLAY (cont.)

NIT GAMES

1986 (0-1)

First Round

Loyola Marymount 80 March 13, 1986,
 California 75 Harmon Arena, Berkeley, CA
Top Cal Scorers: Kevin Johnson 25, Dave Butler 11

1987 (2-1)

First Round

California 72 March 13, 1987,
 CS Fullerton 68 OT Harmon Arena, Berkeley, CA
Top Cal Scorers: Kevin Johnson 30, Dave Butler 16

Second Round

California 65 March 17, 1987,
 Oregon State 62 Gill Coliseum, Corvallis, OR
Top Cal Scorers: K. Johnson 28, D. Butler 12, J. Wheeler 12

Quarterfinals

California 73 March 21, 1987,
 Arkansas-LR 80 Pine Bluff Convention Center, Pine Bluff, AR
Top Cal Scorers: Kevin Johnson 20, Jon Wheeler 19

1989 (1-1)

First Round

Hawaii 57 March 16, 1989,
 California 73 Harmon Arena, Berkeley, CA
*Top Cal Scorers: Leonard Taylor 16, Matt Beeuwsaert 13,
 Ryan Drew 13*

Second Round

California 72 March 20, 1989,
 Connecticut 73 Hartford Civic Center, Hartford, CT
Top Cal Scorers: Leonard Taylor 32, Keith Smith 11



Tony Gonzalez led the Bears with 23 points in Cal's 75-68 win over Villanova in a 1997 second round NCAA match-up.

CAL vs. NIT OPPONENTS

Team	Record	Years
Arkansas-LR	0-1	1987
CS Fullerton	1-0	1987
Clemson	1-0	1999
Colorado State	1-0	1999
Connecticut	0-1	1989
Georgetown	1-0	2000
DePaul	1-0	1999
Fresno State	1-0	1999
Hawaii	1-0	1989
Long Beach St.	1-0	2000
Loyola Marymount	0-1	1986
Oregon	1-0	1999
Oregon State	1-0	1987
Wake Forest	0-1	2000



1999 NIT Champions

1999 (5-0)

First Round

Fresno State 71 March 10, 1999,
 California 79 Oakland Arena, Oakland, CA
Top Cal Scorers: Sean Lampley 28, Geno Carlisle 19

Second Round

California 58 March 16, 1999,
 DePaul 57 Rosemont Horizon, Rosemont, IL
Top Cal Scorers: Geno Carlisle 16, Mike Gill 12

Quarterfinals

Colorado State 62 March 18, 1999,
 California 71 Oakland Arena, Oakland, CA
Top Cal Scorers: Mike Gill 18, Geno Carlisle 15

Semifinals

Oregon 69 March 23, 1999,
 California 85 Madison Square Garden, New York, NY
Top Cal Scorers: Mike Gill 22, Sean Lampley 16

Championship Game

California 61 March 25, 1999,
 Clemson 60 Madison Square Garden, New York, NY
Top Cal Scorers: Geno Carlisle 16, Sean Lampley 15

2000 (2-1)

First Round

Long Beach State 66 March 15, 2000
 California 70 Haas Pavilion, Berkeley, CA
Top Cal Scorers: Sean Lampley 20, Robbie Jones 19

Second Round

Georgetown 49 March 21, 2000
 California 60 Haas Pavilion, Berkeley, CA
*Top Cal Scorers: Sean Lampley 21, Ryan Forehan-Kelly 9,
 Shantay Legans 9*

Quarterfinals

California 59 March 24, 2000
 Wake Forest 76 Greensboro Coliseum, Greensboro, NC
Top Cal Scorers: Sean Lampley 19, Joe Shipp 17

NCAA TOURNAMENT RECORDS

MOST POINTS

Team: 86 vs. BYU (59), March 15, 1957
Opponent: 93, Kansas vs. Cal (76), March 25, 1993
Both Teams: 169, Kansas (93) vs. Cal (76), March 25, 1993
Cal Individual: 28, Lamond Murray vs. Duke, March 20, 1993
Opp. Individual: 32, Bobby Hurley, Duke, March 20, 1993

MOST FIELD GOALS MADE


Team: 37 vs. BYU, March 15, 1957
Opponent: 33, Ohio State, March 19, 1960
Cal Individual: 11, Larry Friend vs. BYU, March 15, 1957
 11, Lamond Murray vs. Duke, March 20, 1993
 11, Brian Wethers vs. Oklahoma, March 22, 2003
Opp. Individual: 12, Bob Kurland, Oklahoma A&M, March 23, 1946
 12, Jeff Nordgaard, UW-Green Bay, March 17, 1994

MOST FIELD GOALS ATTEMPTED

Team: 81 vs. BYU, March 15, 1957
Opponent: 64, LSU, March 18, 1993
Cal Individual: 25, Larry Friend vs. BYU, March 15, 1957
Opp. Individual: 22, Bobby Hurley, Duke, March 20, 1993

HIGHEST FIELD GOAL PERCENTAGE

Team: 55.6 vs. Villanova, March 15, 1997 (25-45)
Opponent: 67.4, Ohio State, March 19, 1960 (33-46)
Cal Individual: 100.0, Gabriel Hughes vs. North Carolina State, March 20, 2003 (5-5)
Opp. Individual: 88.9, Rex Walters, Kansas, March 25, 1993 (8-9)



Jason Kidd

MOST 3-POINT FIELD GOALS MADE

Team: 10 vs. Duke, March 20, 1993
Opponent: 11, Pennsylvania, March 15, 2002
Cal Individual: 3, many times
Opp. Individual: 6, Bobby Hurley, Duke, March 20, 1993

MOST 3-POINT FIELD GOALS ATTEMPTED

Team: 26 vs. Kansas, March 25, 1993
Opponent: 25, Duke, March 20, 1993
Cal Individual: 11, Lamond Murray vs. Kansas, March 25, 1993
Opp. Individual: 18, Bobby Hurley, Duke, March 20, 1993

HIGHEST 3-POINT FIELD GOAL PCT.

Team: 58.8 vs. Duke, March 20, 1993 (10-17)
Opponent: 72.7, Kansas, March 25, 1993 (8-11)
Cal Individual: 75.0, Jerod Haase vs. Duke, March 20, 1993 (3-4)
Opp. Individual: 80.0, Rex Walters, Kansas, March 25, 1993 (4-5)

MOST FREE THROWS MADE

Team: 25 vs. Cincinnati, March 18, 1960
Opponent: 23, Fresno State, March 16, 2001
Cal Individual: 11, Joe Shipp vs. Pennsylvania, March 15, 2002
Opp. Individual: 10, Oscar Robertson, Cincinnati, March 18, 1960

MOST FREE THROWS ATTEMPTED

Team: 34 vs. Oregon, March 12, 1960
 34 vs. Villanova, March 15, 1997
Opponent: 34, Fresno State, March 16, 2001
Cal Individual: 14, Joe Shipp vs. Pennsylvania, March 15, 2002
Opp. Individual: 12, Jerry West, West Virginia, March 21, 1959
 12, Oscar Robertson, Cincinnati, March 18, 1960

HIGHEST FREE THROW PERCENTAGE

Team: 90.0 vs. Saint Mary's, March 14, 1959 (18-20)
Opponent: 85.7, Oklahoma A&M, March 23, 1946 (12-14)
Cal Individual: 100.0, Bob Dalton vs. Saint Mary's, March 14, 1959 (7-7)
Opp. Individual: 100.0, Bobby Hurley, Duke, March 20, 1993 (8-8)

MOST REBOUNDS

Team: 56 vs. Cincinnati, March 20, 1959
Opponent: 43, Pittsburgh, March 17, 2002
Cal Individual: 16, Darrall Imhoff vs. Cincinnati, March 20, 1959
Opp. Individual: 19, Oscar Robertson, Cincinnati, March 20, 1959


MOST PERSONAL FOULS

Team: 25 vs. Iowa State, March 14, 1996
 25 vs. Fresno State, March 16, 2001
Opponent: 25, Villanova, March 15, 1997

MOST ASSISTS

Team: 23 vs. Duke, March 20, 1993
Opponent: 22, UW-Green Bay, March 17, 1994
Cal Individual: 14, Jason Kidd vs. Duke, March 20, 1993
Opp. Individual: 10, Tito Maddox, Fresno State, March 16, 2001

NCAA TOURNAMENT RECORDS (cont.)



Bill McClintock

MOST STEALS

Team: 10 vs. UW-Green Bay, March 17, 1994
Opponent: 16, Connecticut, March 17, 1990
Cal Individual: 6, A.J. Diggs vs. North Carolina State, March 20, 2003
Opp. Individual: 8, Grant Hill, Duke, March 20, 1993

MOST BLOCKED SHOTS

Team: 7 vs. LSU, March 18, 1993
Opponent: 8, North Carolina State, March 20, 2003
Cal Individual: 3, Lamond Murray vs. LSU, March 18, 1993
 3, Brian Hendrick vs. LSU, March 18, 1993
 3, Solomon Hughes vs. Pennsylvania, March 15, 2002
 3, Jamal Sampson vs. Pennsylvania, March 15, 2002
Opp. Individual: 5, Kelvin Cato, Iowa State, March 14, 1996

INDIVIDUAL GAME

MOST POINTS

28 Lamond Murray vs. Duke March 20, 1993
 27 Brian Wethers vs. Oklahoma March 22, 2003
 26 Tremaine Fowlkes vs. Iowa State March 14, 1996
 25 Darrall Imhoff vs. Cincinnati March 18, 1960
 25 Larry Friend vs. BYU March 15, 1957

MOST REBOUNDS

16 Darrall Imhoff vs. Cincinnati March 20, 1959
 15 Bill McClintock vs. Oregon March 12, 1960
 15 Darrall Imhoff vs. Saint Mary's March 14, 1959
 13 Alfred Grigsby vs. Villanova March 15, 1997
 13 Bill McClintock vs. Saint Mary's March 14, 1959

MOST ASSISTS

14 Jason Kidd vs. Duke March 20, 1993
 10 Jason Kidd vs. Kansas March 25, 1993
 7 Prentice McGruder vs. North Carolina March 21, 1997
 7 Prentice McGruder vs. Princeton March 13, 1997
 7 Jason Kidd vs. UW-Green Bay March 17, 1994
 7 Jason Kidd vs. LSU March 18, 1993

MOST BLOCKS

3 Solomon Hughes vs. Pennsylvania March 15, 2002
 3 Jamal Sampson vs. Pennsylvania March 15, 2002
 3 Lamond Murray vs. LSU March 18, 1993
 3 Brian Hendrick vs. LSU March 18, 1993
 2 Many times

MOST STEALS

6 A.J. Diggs vs. North Carolina State March 20, 2003
 5 Jason Kidd vs. LSU March 18, 1993
 4 Anwar McQueen vs. North Carolina March 21, 1997
 4 Prentice McGruder vs. Princeton March 13, 1997
 4 Jason Kidd vs. Kansas March 25, 1993
 4 Jason Kidd vs. Duke March 20, 1993

INDIVIDUAL TOURNAMENT

Points: 86, Darrall Imhoff, 1960
Rebounds: 51, Darrall Imhoff, 1960
Assists: 31, Jason Kidd, 1993
Blocks: 5, Solomon Hughes, 2002
 5, Jamal Sampson, 2002
Steals: 13, Jason Kidd, 1993

INDIVIDUAL CAREER

Points: 140, Darrall Imhoff, 1958-60
Rebounds: 100, Darrall Imhoff, 1958-60
Assists: 38, Jason Kidd, 1993-94
Blocks: 6, Michael Stewart, 1994-97
Steals: 16, Jason Kidd, 1993-94